

The Vaucluse Newsletter

NEWS FROM OUR SCHOOL



Vaucluse Public School

~ est. 1858 ~

The Principal's Report



Vaucluse Public School

Dear Vaucluse Families

Here we are at the end of week 4! Key highlights over the past two weeks have included our Athletics Carnival which was a fabulous day – even the weather was beautiful! K-2 had a fantastic excursion to Sea Life and Wildlife World, and we welcomed some of our 2023 Kindergarten students to visit ‘big school’! Together with their families they visited the fantastic teaching and learning spaces at Vaucluse Public School and got to see some of our wonderful teachers and learners in action too!

I am very proud of the skilled and professional staff we have here at Vaucluse Public School. During our staff meeting this week we worked out that the staff expertise at our school includes more than 119 years of higher education studies and over 266 years’ experience in teaching children. In addition to teaching qualifications, we have staff members with specialist postgraduate degrees in education as well as degrees in fields including Asian Studies, Applied Linguistics, Geology and more! Staff are also committed to ongoing professional learning and development so we can offer the best education to your child.

We are also looking forward to some exciting events coming up at our school. Next week is Science week! Ms Vial has developed some super science activities for school and home – you can find more details in this newsletter. We are also gearing up for book week in Week 6. This theme this year is “Dreaming With Eyes Open”. I can’t think of a better way of describing one of the great joys of being a reader.

Enjoy your weekend and see you next week, for another positive and productive week of teaching and learning at Vaucluse Public School!

Nicole Tainsh


Getting ready for 'big school'! Orientation information for children starting Kindergarten in 2023

Dear parents and carers

We are currently making some new and exciting plans for our new 2023 Kindergarten orientation. This means that we will not hold the two twilight tours planned for Thursday 18 August and Thursday 1 September, but will be in touch soon with our revised orientation dates. In the meantime, we would love to hear from you about what you would like to get out of the orientation for yourself and for your child.

The survey will only take 1-2 minutes, please copy & paste the link below. Thanks for your feedback and we'll be in touch soon with some more information!

<https://forms.gle/u4La3jjodaPmq6ow7>



DREAMING WITH EYES OPEN

BOOK WEEK

AUGUST 22-26

What's happening for
Book Week?



Monday 22nd - Visit from Pip Smith and Beau Wylie, author and illustrator of 'Theodore the Unsure'

Wednesday 24th 9:30am - Whole school assembly/costume parade. Come dressed as your favourite book character! Please note: students will need to wear enclosed shoes. Parents welcome.

Thursday 25th - The Great Book Swap. The Great Book Swap is a fantastic way to celebrate reading locally, learn more about Indigenous Languages and culture while raising funds for the Indigenous Literacy Foundation. Prior to the day, students can bring in donations of children's books. On the day, bring a gold coin donation and choose a different book to take home!

Book Fair - Come visit the pop-up Book Nook opposite the office between 8:50 - 9:30 to donate a book to the library.

Mon	Tues	Wed	Thurs
Years 5&6	Years 3&4	Years 1&2	Kinder garten

Your child's name and class will be placed on a book plate and they will get to borrow it first!



HAPPY READING!

Brain Break Morning Tea – Wednesday Week 5

- Canteen special
- 50c guessing competitions
- Playground eye spy
- Science puzzles run by STEAM Ahead

In STEAM Week 5

- Science in a jar
- Minute to Win It games
- Learn about First Nations science
- Return & Earn glass bottle collection

Woollahra Libraries



National Science Week 2022 Speed Meet a Scientist (all ages)

Saturday 13 August
Session Times
2:00pm - 2:45pm
2:45 - 3:30pm

Woollahra Library at Double Bay
451 New South Head Road
Free

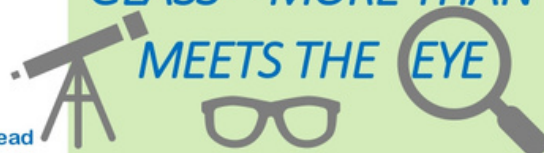
Do you have a budding scientist in your midst? Or burning questions that you have not been able to answer?

This is an opportunity to speed meet and ask our scientists questions about climate change, blood, careers in science, sleep, and the human body. Sessions are open to all ages.

Bookings essential.



GLASS – MORE THAN MEETS THE EYE



Why shouldn't you tell a joke to a window?



It might crack up!

Can you build a room with lots of windows? Use anything you like to make it. You can leave a hole for the window openings. Send photos of your creation to the school email.

Let there be light!!!



VPS INAUGURAL PHOTOGRAPHY COMPETITION
SAY TREES!




Snap your favourite tree
THINK ABOUT LIGHT, SHAPES, ANGLES AND INTEREST

Citizen Science


Vote for your favourite Australian native tree in National Science Week - abc.net.au/trees

eye spy



Can you find these things around your home? Something that;

- steams
- grows
- changes
- makes a our lives easier
- is made of glass
- uses push or pull forces



3 - 6 students please BYO

Hard candy

WEEK 5 SAKG COOKING
SCIENCE WEEK 'GLASS' SPECIAL

PLS BRING BAG OF HARD CANDY
OR A MINIMUM OF 3 PLAIN LOLLIPOPS
SUGGESTED CANDY BELOW



GLASS – MORE THAN MEETS THE EYE



Why shouldn't you tell a joke to a window?



It might crack up!

VPS INAUGURAL PHOTOGRAPHY COMPETITION
SAY TREES!



Snap your favourite tree
THINK ABOUT LIGHT, SHAPES, ANGLES AND INTEREST

Citizen Science

Vote for your favourite Australian native tree in National Science Week - abc.net.au/trees



Brain Break Morning Tea – Wednesday Week 5

- Canteen special
- 50c guessing competitions
- Playground eye spy
- Science puzzles run by STEAM Ahead

In STEAM Week 5

- Science in a mason jar
- Minute to Win It games
- Learn about First Nations science
- Return & Earn glass bottle collection

REFUND AT COLLECTION
DEPOTS/POINTS IN PARTICIPATING
STATE/TERRITORY OF PURCHASE
10c

Glass - more than meets the eye



Built by Henry F. of 4G

Minecraft Comp! Start now!

Build a GLASS masterpiece

Entries due Week 9


Details to come



PBL NEWS!!



POSITIVE BEHAVIOUR FOR LEARNING



Taking PBL on Excursion!
K-2 did an amazing job being respectful, safe, learners while on the Wildlife Zoo/Aquarium excursion. They even taught the penguins to walk in 2 straight lines! Well done K-2.

TERM 3 FOCUS

#1 Keeping the playground clean!

#2 Walking safely around the school!

#3 Greeting people around the school, especially adults!



JEANS FOR GENES DAY

VPS STUDENTS WEARING
THEIR JEANS TO SUPPORT
RESEARCH INTO
CHILDREN'S GENETIC
DISEASES AND CANCERS



THANKS TO EVERYONE
WHO DONATED TO THIS
IMPORTANT CAUSE!





VPS Students showed off their skills last week at our annual school athletics carnival.





**K-2 had a fantastic day out at
Sea Life & Wildlife World!**





The Learning Hub have been busy in the kitchen this week making dips to spread on toast. See recipes below!





CUCUMBER RAITA



INGREDIENTS

SERVES 12

- 2 Lebanese cucumbers - peeled and thinly sliced
- 2 cups Greek yoghurt (500ml)
- 3 tbsp lemon juice
- 2 tbsp chopped fresh mint
- 1/4 tsp sea salt

EQUIPMENT

- Mixing bowl
- Small bowl for cucumber
- Spoon
- Grater
- Juicer
- Scissors
- Measuring spoons & cups

INSTRUCTIONS

1. Grate cucumbers into the small bowl.
2. Gently squeeze the excess water from the cucumber, using your hands. Then put cucumber into the mixing bowl.
3. Juice lemon (one and half lemon) and add to the mixing bowl.
4. Measure the yoghurt and salt into the mixing bowl.
5. Finely cut mint and add to the mixing bowl.
6. Stir all ingredients through to combine.
7. Cover and place in the refrigerator immediately.





AVOCADO DIP



INGREDIENTS

- 1 avocado
- 6 cherry tomatoes
- Handful fresh mint
- Juice of 1 lemon or lime
- ½ tsp cumin
- Salt and pepper

EQUIPMENT

- Small bowl
- Fork
- Scissors
- Citrus juicer
- Measuring spoons

INSTRUCTIONS

1. In a small bowl, mash the avocado with a fork.
2. Finely chop (using scissors) mint leaves and add to the bowl.
3. Cut cherry tomatoes into quarters, using scissors and add to the bowl.
4. Then add lemon/lime juice and cumin.
5. Season with salt & pepper.





VAUCLUSE PUBLIC SCHOOL


2023





KINDERGARTEN



ONLINE ENROLMENTS NOW OPEN!



IF YOU HAVE A LITTLE ONE DUE TO
START SCHOOL IN 2023, VISIT OUR
WEBSITE TO COMPLETE YOUR
ENROLMENT FORM!



PLEASE EMAIL VAUCLUSE-P.SCHOOL@DET.NSW.EDU.AU
IF YOU HAVE ANY QUESTIONS!

