

# The Vaucluse Weekly

**Friday 23 February 2018**

Address: Cambridge Avenue Vaucluse NSW 2030 Tel. (02) 9337 2672

Fax. (02) 9337 2163 Email address: [vaucluse-p.school@det.nsw.edu.au](mailto:vaucluse-p.school@det.nsw.edu.au)



Charlee from 5/6M has a new friend hanging around.

Friday 2 March	Clean Up Australia Day
Wednesday 7 March	District Swimming Carnival
Thursday 15 March	Close the Gap
Wednesday 21 March	Harmony Day
Monday 26 March	Earth Hour
Thursday 29 March	Autism Awareness Day Great Aussie Bush Camp Information session for parents at 3:30pm. More information to follow,
Friday 30 March— Monday 2April	Easter Long Weekend and Passover

Dear Parents

On Tuesday we had wonderful attendance at our first **P&C meeting** of the year. 2018 president Nadia Kaye and her team are very well organised for the year with lots of activities planned to support our students. They have already organised calendar dates, the first one being the parent get together at **Watsons Bay Hotel on Monday night**. This will be a great opportunity to catch up and also meet new parents. The P&C play a very important role in our school. We were reflecting on just some of the contributions that the P&C has made in the last few years. We owe the top field, the basketball court, the Kitchen and the Garden, the contents of our library, the guided readers and Take Home readers in our reading programs, all our ipads and chromebooks, classroom rugs, playground seating and most recently the front field. Just to name a few. Our school is well resourced thanks to the efforts of committed and dedicated parent group.

On Thursday morning the Class parents met to also become organised for the year. We will particularly need class parent help for the Country Fair. Each class has a stall and the class parent will rely on all parents in each class to assist. The class parent role is an important one.. The **Class Parent** acts as a communication tool for the teacher to parents. The *Class Parent* also works with the P&C to share information. One of the first jobs for the *Class Parent* is to put together a class email tree. Once the *Class Parent* is nominated you will be asked for your mobile and email address. It should be noted that the *Class Parent* is not a vehicle for complaint nor is the email tree to be used for complaint. The *Class Parent* role is very much like Switzerland, very neutral. The use of the email tree and mobile numbers should be respectful of privacy. These resources are extremely useful for play dates, birthdays and unforeseen emergencies. Please take the time to read the **Community Code of Conduct** in the body of the newsletter. It is a wonderful guide to help you negotiate some of the issues you may have from time to time. This document has been compiled by the P&C.

Those parents who have had children in kindergarten will know that toileting accidents are a common occurrence when school start. School is so exciting that remembering to go to the toilet is very low on the priority list. While we take our students to the toilet regularly we still have a significant number of accidents. Kindergarten parents could you make sure that your child has a **spare pair of undies and socks** in their bag each day. Parents of older students if you have any spare undies and socks that you feel are cluttering up the house we would love to give them a new home. We never have enough socks and undies.

Francisca, the **Kitchen Specialist** is also looking for volunteers to assist each week in the cooking lessons. Please consider if you could assist in any way. It may be a one off or a regular commitment. Whatever time you will be able to spare to support our children in the kitchen and garden will be most appreciated.

This year we will be having only one whole school assembly per term. This **K-6 Assembly** will take place on the last Thursday at 2.15pm of each term. K-2 and 3-6 will share alternative

weeks for their Assemblies. **K-2 Assembly** will take place on the odd weeks at 2.15pm on Thursdays. **3-6 Assembly** will take place on the even weeks on Tuesday at 12.30pm. These will take place in the hall . At these Assemblies classes will take it in turns to perform. Your class teacher will keep you posted on when your class will be presenting at their department Assembly.

From next Monday we will be changing our **morning Assembly** places. From Monday morning K-2 will assemble at the side of the main building where previously 3-6 have gathered. 3-6 will assemble where K-2 have gathered. As we have changed the locations of many classrooms it makes more sense for K-2 to gather closer to their rooms. We try extremely hard to get into school as soon as possible and so would ask parents not talk to the teacher while they are organising the class to get into school. It is extremely hard for the teachers while they are focusing on their class to give parents the attention needed to respond to parent queries. If your message is urgent either see the Admin office or email and your concern will be communicated. We have a number of absconders in our school and so the bottom gate near the kindergarten rooms will always be locked from 9.30 am. We are very aware of how difficult this can be for those parents who park in Village High road. We have made the decision based on the safety needs of our students. We will also lock the Cambridge Street entrance at recess and lunch time.

Parents please be aware we have had an outbreak of **head lice** and several cases of **Impetigo**. These bugs love the humid weather.

We hope many of you can join us on **Tuesday 27 February in the library at 6.30 pm** to contribute to the 2018 -2020 School Plan.

Finally in the body of the newsletter is an advertisement from **Rose Bay Rotary Club** who are asking for our support in the Shoes for Planet Earth. Please read the note and send your shoes in good condition to the office.

Enjoy your weekend and the beautiful weather we are having. How fortunate are we.

*Maureen Hallahan*

## *Rudi's Gardening News*

Hello,

A great start to the new year this week. I got to say *g'day* to the new classes and introduce them to the garden.

The garden is now coming off a massive summer crop and will be gearing up for our summer and winter crops.

Today students harvested tomatoes, chamomile, zucchinis and pumpkins.

A big thank you to Anastasia and Eva for volunteering this week, every bit of weeding helps. If you want to help out give me a ring, text, or email or alternatively contact your class teacher. Watch out for a working bee later in the year too.

Cheers

Rudy

SAKGF Specialist

[rudi.adlmayer@gmail.com](mailto:rudi.adlmayer@gmail.com)

0423020648







Class 3V Cleanest Sink Winners!







2M

*Celebrate Chinese New Year*



*And made Chinese Dragons*



PIC•COLLAGE










Francisca needs your help!  
Anyone can volunteer in the Stephanie Alexander Kitchen.

	Monday	Wednesday	Thursday
9:20 – 11:20	Admin.	3V (Ella)	3J (Rob)
11:20 – 11:45	Recess	Recess	Recess
11:45 – 1:15	3-6J (Kaylie)	4G (Georgia)	5/ 6T (Tammy)
1:15 – 2:05	Lunch	Lunch	Lunch
2:05- 3:20	3/4 A (Philippa)	5/6 M (Julia)	5/6 S (Tom)







Did you know that the wonderful Watsons Bay Library is only 5 minutes from Vacluse Public School. We have a fabulous collection of books and DVD's for children of all ages.

Becoming a library member is free and also gives you access to a range of online resources including: Studiosity for real time homework help for Years K-12 and Encyclopaedia Britannica to help with those projects.

We also have a monthly Mini Makers Club: a fun filled program for children 6-12 years old.

We are open every day after school. Come and visit us today!





## VACATION CARE NEWS

Yes, it's that time already!

We are currently putting our program together which will hopefully be ready for circulation in Week 7.

Keep reading the school newsletter for updates.

## DROP and COLLECTION OF CHILDREN to VOOSC

Please remember that no parking on school grounds applies at all times. There are also a number of Out of Bounds areas that children are aware of during before and after school care.

It would assist us greatly in maintaining consistency and understanding by not allowing your children to play in these areas before they are signed in to VOOSC or after you have signed them out.

## VOOSC STARS

Congratulations to the following stars on the Wall of Fame.

### JAGO.S

For responsible choices and keeping safe at all times. Awesome!

### KYE. P

For creativity and patience. You are a great star for our wall of fame. Well done Kye!


### ANNABELLE. R

A great adventurer, discoverer and sharer of knowledge. Welcome to the Wall of Fame!

*Warm regards, VOOSC Team*







## SHOE SHOE TRAIN

DONATE SHOES TO THE NEEDY



### Do you have shoes you no longer wear?

There are others less fortunate who walk barefoot?

The Rotary Club of Rose Bay & Shoes for Planet Earth aim to collect 25,000 pairs of new and gently loved shoes that will be channelled around Australia and the world to those in need.

Have fun and help us build a mile-long *Shoe Shoe Train* at  
**Lyne Park, Rose Bay. Sun 18 March 10am - 5pm**  
Fun and sausage-sizzle.



*School shoes \* Running shoes \* Footy boots\* Business & Casual \* Sandals  
\* Kids & Adults \* No thongs or high-heels. Tie or band pairs together*

[www.shoetrain.weebly.com](http://www.shoetrain.weebly.com)

## *Communicable Diseases Factsheet*

# Impetigo

***Impetigo is a highly contagious bacterial infection of the skin.***

***Good hygiene helps prevent spread of infection.***

***If antibiotics are given it is important to finish the whole course to make sure the impetigo will not recur.***

**Last updated: March 2017**

## **What is impetigo?**

Impetigo is a bacterial skin infection caused by *Streptococcus* and *Staphylococcus* bacteria. It is commonly known as 'school sores' because a majority of cases are in school-aged children. However, it can also affect infants, adults and adolescents.

Uncomplicated impetigo does not cause permanent damage to the skin, but is highly contagious.

## **What does it look like?**

Impetigo occurs in two forms, blistering and crusted. In blistering impetigo the blisters arise on previously normal skin, and rapidly grow in size and number. The blisters quickly burst and leave slightly moist or glazed areas with a brown crust at the edge. The spots expand even after they break open and can be many centimetres wide. They sometimes clear in the centre to produce ring shaped patterns. They are not usually painful, but can be itchy.

Crusted impetigo has a thick soft yellow crust. Beneath this crust is a moist red area. Crusted impetigo spots grow slowly and are always smaller than the fully developed spots of blistering impetigo. They are not usually painful, but can be itchy.

Impetigo can occur on top of other skin conditions, particularly itchy ones. When the skin is scratched the infection can enter through the broken skin. Some of these conditions are atopic dermatitis (eczema), scabies, insect bites and head lice.

In cases where a larger area of skin is affected, patients may also have a fever, swollen lymph nodes or feel generally unwell.

## **How is it diagnosed?**

Your doctor may diagnose impetigo based on a visual inspection of the blisters/ sores, or by taking a swab to test for bacteria and check which antibiotic to use. The result of the swab takes several days.

## **How is it treated?**

Depending on how bad the infection is, your doctor may recommend the use of an antibiotic ointment or oral antibiotics in severe cases. Antibiotic ointment should be continued until the sores have completely healed. If oral antibiotics are given it is important to finish the whole course of treatment (usually 5 days) and not stop when the impetigo starts to clear.

Sores should be cleaned every 8 – 12 hours, dried thoroughly and covered with a waterproof dressing. Bathing the blisters with salty water will help to dry them out (use saline solution or dissolve about half a teaspoon of salt in a cup of water).



## How is it spread?

Impetigo is very easy to catch from other people. Impetigo is usually spread through direct contact with other infected people.

The bacteria primarily enter through damaged skin. People with conditions causing long-term damage to their skin, such as eczema or atopic dermatitis, are at greater risk of infection.

## How can you avoid spreading the infection?

While you have the infection:

- Sores should be kept clean and covered with a waterproof dressing to prevent them being touched or scratched.
- Used dressings should be placed in a sealed bag and put in the garbage bin as soon as they are removed.
- Hands should be washed thoroughly with soap and running water for 10 – 15 seconds after sores are touched or redressed.
- Children with impetigo should be kept home from school or other group settings if their wounds cannot be kept covered until 24 hours after antibiotic treatment has been started, or until the blisters have dried out if antibiotics are not used.

To prevent impetigo children should be taught:

- To wash their hands often with soap. Resources on handwashing can be found at <https://www.nhmrc.gov.au/guidelines-publications/ch55>.
- Not to scratch scabs or pick their nose.
- Not to share their clothes, towels, or toothbrushes.
- To have scratches and cuts cleaned and covered.

Parents should be careful not to allow items such as clothes, towels, bed sheets, razors or toothbrushes used by the affected person to be used by others. Other grooming items, such as nail scissors or tweezers, should be disinfected/washed thoroughly after each use.

In addition to general hygiene measures, specific measures to prevent spread in schools and childcare include:

- Teachers, children and families should understand the importance of hand washing, covering sores and staying home if sick
- Hand washing products (soap dispensers, running water and paper towels) should be available and accessible
- Activities should allow time for hand washing as part of routine practice (before eating and after going to the toilet)
- Temporary exclusion from child care or school if their wounds cannot be kept covered until 24 hours after antibiotic treatment has been started, or until the blisters have dried out if antibiotics are not used
- Surfaces such as counters, desks and toys that come in contact with uncovered or poorly covered infections, should be cleaned daily with detergent, and whenever visibly contaminated.

## Impetigo is dangerous for babies

It is important for people with impetigo to keep away from newborns and young babies. Newborn babies are particularly susceptible to impetigo because their immune systems are not fully developed.

## What is the public health response?

Impetigo is not notifiable in NSW. Public health units can advise on the control of outbreaks.

Group A streptococcal infection may lead to other rare conditions such as acute post-streptococcal glomerulonephritis 3–6 weeks after the skin infection, which is associated with antibodies produced to fight streptococcal infection.

In communities in Australia that have cases of rheumatic heart disease, episodes of acute rheumatic fever are thought to be triggered by impetigo as well as by throat infections with group A *Streptococcus*. In those communities prompt treatment and control of impetigo is an important part of preventing rheumatic heart disease.

**For further information please call your local Public Health Unit on 1300 066 055**



## ***Community Consultation***

***Tuesday 27 February: 6.30 – 7.30 pm in the VPS Library***

Dear Parents

We are beginning the consultation process for the 2018 -2020 School Plan. This plan documents the directions Vaucluse Public School will be taking for the next three years. Come and contribute your input and be part of the discussion for the directions our school will be taking for the next three years. We will meet at 6.30 pm on Tuesday 27 February 2018 in the VPS School Library. For catering purposes please fill in the RSVP and return to your class teacher or the Administration Office.

Yours sincerely

Maureen Hallahan  
Principal  
20 February 2018

---

*Please return to class teacher or VPS Admin Office by Friday 23 February 2018*

***Community Consultation***  
***Tuesday 27 February: 6.30 – 7.30 pm in the VPS Library***

***Yes I will be attending the Community Consultation for the 2018 -2020 VPS School plan.***

***Signed \_\_\_\_\_ My child is in Class \_\_\_\_\_***





# **Community Code**

## **Culture and Values**

At VPS we understand that it takes a community to raise a child. In all areas of our interaction with the School we aim to build and strengthen our community.

We support our children in all their school activities. We embrace the values of ***Learning and Growing Together***. We believe that giving your very best is more important than the outcome. Often the process that is experienced is more valuable than the end product. When our children enjoy the journey we impart a love of learning. Always comparing yourself to the capabilities of others is detrimental to this process.

We have an exceptional body of teaching staff with the best interests of our children at heart. They play a vital role in our School community and we support and respect them. Injustices are usually unintentional and it is through resolving these well that we help our children to become independent, capable, confident and resilient individuals.

As parents, we are the most influential role models in our child's life. Our example and leadership, as a member of the School Community, has a major effect on their social and personal development. We play a formative role in the development of our child's sense of justice and equity within their School Community. When problems or issues arise we aim to model exceptional conflict resolution skills for our children. Injustices are usually unintentional, and it is through resolving these well, that we help our children to become independent, capable, confident and resilient individuals.

## **Conflict Resolution Procedure**

It is appropriate in times of conflict that correct procedures be followed to allow all parties to be heard and for harmonious solutions to be reached. If conflict centres around a classroom issue, the first approach should always be made with the classroom teacher. If a resolution is not reached then it is appropriate to involve an Assistant Principal or the



School Principal. If you believe that further action is required then you should raise any concerns directly with the P&C committee.

Children's perception is not the same as an adult's due to developmental maturity. Sometimes their story conflicts with another's or the teacher's perspective may not match what you have been told at home. Children see their world through their own limited experiences, which shape their perceptions. Adult perceptions are balanced with life experiences. Listen to your child as they tell you their 'reality', but remember that a different 'reality' may possibly exist elsewhere.

It is easy for opinion to be mistaken for fact. An approach to the relevant personnel within the school to verify the factual basis of a story can assist in allaying your fears as to events in question and the intent involved.

We protect our School Community's good name; and that of all of our fellow Community members. Problems, differences of opinion and personality clashes are not resolved by involving other people in a disagreement or by taking sides in the argument. Attempt to resolve these issues through calm dialogue between the parties directly involved while respecting the dignity of each and every person.

Partnership is never one-way and it is not possible to be in an effective partnership with the School when that partnership is not mutually supportive, both privately and publicly for all parties.

## ***Community Code***

**As members of the School Community, parents and carers show our respect and concern for others by: -**

- ☒ Supporting the respectful ethos of our School by setting a good example in their own speech and behaviour towards all members of the School community, children, parents and staff;
- ☒ Working together with teachers for the benefit of children. This includes approaching the School with the goal of resolving any issues of concern constructively and politely, and to discuss and clarify specific events in order to bring about a positive solution;
- ☒ Correcting your own child's behaviour, especially in public where it could otherwise lead to conflict or unsafe behaviour;





- ☒ Respecting the School environment, including keeping the School tidy by not littering and not bringing animals onto School grounds;
- ☒ Encouraging persons to be respectful of others and the School; and observe the required behaviour of the code of conduct whilst on the School grounds
- ☒ Following road safety and parking rules on surrounding streets when delivering and collecting children from School, and at all other times.

## ***A Safe and Respectful Environment***

***In order to support a respectful and safe School environment, the School and the parent body will not accept or condone parents and carers, or adult visitors to the School undertaking any of the following.***

- ☒ Bullying via abusive or threatening emails, phone or social network messages, to children, parents or staff; and using class email lists for the sending of messages to abuse, or to undermine, or be critical of, staff, parents or children.
- ☒ Using loud and/or offensive language to either children, other parents or staff;  
Threatening harm or the use of physical aggression towards another adult or child;
- ☒ Issuing physical punishment or verbal abuse of your own, or any, child on School premises;
- ☒ Bullying has no place within our community and will not be tolerated. This is as true for adult- to- adult interaction as it is for child-to-child. ***All interactions between members of our community must be in keeping with the values espoused by the School and NSW DET.***
- ☒ All our children have the right to feel safe at School. There may be times when you feel the actions of another child have infringed the rights of your own child. ***Under no circumstances is a parent or guardian to approach another child while they are in the care of the School to discuss or chastise them because of their actions towards their own child. Such an approach to the child may be seen to be an assault on the child and may have legal consequences.***
- ☒ Abusing, damaging or destroying School property;



- ☒ Behaviour that disrupts the operation of a classroom, an office area or any other part of the School grounds;
- ☒ Smoking on the School grounds; and
- ☒ Unruly behaviour due to the influence of alcohol or drugs.

It is appropriate in times of conflict that correct procedures be followed to allow all parties to be heard and for harmonious solutions to be reached. If conflict centres around a classroom issue, the first approach should always be made with the classroom teacher. If a resolution is not reached then it is appropriate to involve an Assistant Principal or the School Principal. If you believe that further action is required then you should raise any concerns with the School Education Director at Bondi Regional Office.

We Acknowledge that partnership is never one-way, and that it is not possible to be in effective partnership with the school when that partnership is not mutually supportive, both privately and publicly.

Should the P & C, or the Principal, determine that this code of conduct has been unreasonably breached by a parent/ carer or visitor in a manner that warrants further action, it is open for the matter to be reported to the appropriate authorities.

Subsequent action by the authorities could result in the parent, carer or visitor being restricted from entering the School grounds in the future.

*This document was compiled by a joint team consisting of Vaucluse PS Staff members and Members of the P&C.*

---

### **Vaucluse Public School Parent Code of Conduct**

I / We have read the Vaucluse Public School Parent Code of Conduct and support the guidelines outlined in the document.

Signed \_\_\_\_\_ Date \_\_\_\_\_



## ROAD SAFETY INFORMATION

YOU ARE RESPONSIBLE FOR YOUR CHILDREN'S SAFETY WHEN THEY ARE TRAVELLING TO AND FROM SCHOOL.

# Drive and park safely near schools

The beginning and end of the school day are busy times for pedestrians and drivers outside schools.

You can help keep children safe by remembering the following:

- drop off and pick up children on the school side of the road
- never call out to children from across the road – it is very dangerous
- always take extra care when driving in 40km school zones
- follow all parking signs – these help keep children as safe as possible
- park responsibly even if this means you have to walk further to the school gate
- never double park – it is illegal and puts children at risk
- never do a U-turn or three-point turn outside the school as it puts children at risk of harm
- model safe and considerate pedestrian and driver behaviours to your children.

### For further support

Go to the department's Road Safety Education program at [education.nsw.gov.au/road-safety-education](http://education.nsw.gov.au/road-safety-education) or visit [education.nsw.gov.au](http://education.nsw.gov.au) and search for road safety education.

When travelling in a car ensure your children:

- use a booster seat if they are aged between 4 and 7 years old – it's the law
- are correctly buckled up in their seatbelts
- always get in and out of the car through the 'safety door' – the rear door on the footpath side of the car
- are never left alone in the car.



**Up to 6 months**  
Approved rear-facing child car seat



**6 months to 4 years**  
Approved rear- or forward-facing child car seat



**4+ years**  
Approved forward-facing child car seat or booster seat



**145cm or taller**  
Suggested minimum height to use adult lap-sash seatbelt

## Seven new school zone traffic offences

To help schools keep the school zone safer for all pedestrians and drivers there are seven new traffic infringements with new fines.

None of the seven offences attract demerit points when committed elsewhere on the road but in a school zone they each come with two points.

The changes are:

1. Stopping in intersection - Under the changes if a driver commits this offence in a school zone they will receive a penalty of \$439 and 2 demerit points.
2. Stop within 20m of intersection (traffic lights) - Under the changes if a driver commits this offence in a school zone they will receive a penalty of \$439 and 2 demerit points.
3. Stop within 10m of intersection (no traffic lights) - Under the changes if a driver commits this offence in a school zone they will receive a penalty of \$439 and 2 demerit points.
4. Stop near bicycle crossing lights - Under the changes if a driver commits this offence in a school zone they will receive a penalty of \$439 and 2 demerit points.
5. Obstruct access to ramp/path/passageway - Under the changes if a driver commits this offence in a school zone they will receive a penalty of \$330 and 2 demerit points.
6. Not parallel park in the direction of travel - Under the changes if a driver commits this offence in a school zone they will receive a \$330 fine and 2 demerit points.
7. Parallel park close to dividing line - Under the changes if a driver commits this offence in a school zone they will receive a \$330 fine and 2 demerit points.

All updated school zone offences can be located through Roads and Maritime:  
<http://www.rms.nsw.gov.au/documents/roads/safety-rules/demerits-school.pdf>



## Call for Volunteer Ethics Teachers

Dear Parents and Carers,

Could you be a volunteer ethics teacher for Vaucluse Public School?

We are seeking volunteers so that ethics classes are available for all families who have requested them. The number of interested families keeps growing at a rapid rate, which is terrific, but until we are able to find volunteer teachers to provide the course to more of our students we've had to suspend the program.

Ethics teachers receive full training by Primary Ethics, the not-for-profit organisation approved to design curriculum and training for the ethics program. Training consists of a two day workshop and short online modules. Lesson materials are provided. Suitable volunteers have an interest in children's education and development of critical thinking skills and must be available on Thursday morning each week to teach a half hour class. A small amount of weekly preparation (such as printing and reading through lesson materials) is also required.

In ethics classes, children learn how to think logically, disagree respectfully and support their arguments with evidence, rather than act according to blind habit or peer pressure.

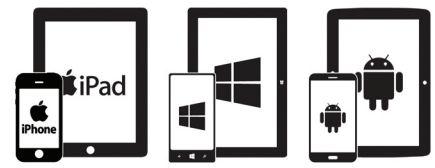
Children discuss topic such as:

- imagining how others feel
- how do we treat living things?
- what is laziness?
- how do we disagree in a respectful way?
- fairness

If you (or a family member/friend) are looking for an opportunity to make a valuable contribution to our school, please visit [www.primaryethics.com.au](http://www.primaryethics.com.au) and/or contact me at the email address below.

Kind regards,

Will Martina  
Parent and volunteer ethics coordinator  
e: [vaucluse.ethics@gmail.com](mailto:vaucluse.ethics@gmail.com)



## How To Install Skoolbag On Your Smartphone

### For iPhone and iPad users:


1. Click the "App Store" icon on your Apple device.
2. Type your school name in the search, using suburb name will help.
3. You will see your school appear, click "Get" then "install".
4. The app is FREE to download.
5. When installed click "Open"
6. Select "OK" to receive push notifications, when asked.
7. Click the "More" button on the bottom right of the App, then "Setup".
8. Toggle on the Push Categories that are applicable for you by tapping the on/off switch.



### For Android users:

You must first have signed up with a Google Account before installing the app.

1. Click the "Play Store" button on your Android Device
2. Click the magnifying glass icon at the top and type in your school name, using suburb name will help.
3. Click the school name when it appears in the search.
4. Click the "Install" button.
5. Click "Accept" for various permissions (please note, we do not modify any of your personal data on your device).
6. Click "Open" when installed.
7. Click the "More" button on the bottom right of the App, then "Setup".
8. Toggle on the Push Categories that are applicable for you by tapping the on/off switch.




Please Note: Some brands of Android phones need the setting in "Notification Manager" changed to "Allow" instead of "Notify" in order for the push notifications to work. The phone must also be running at least version 4 system software to run the app.

### For Windows 8.1 Phone and Windows 8.1 or 10 device users:

1. Go to the Windows Store on your 8.1 Windows Phone or Windows 8.1/10 Device
2. Search for "Skoolbag" in the keyword app search
3. Install the Skoolbag app
4. Find your school either by using the keyword search or location service.
5. Click the "Pin" icon to pin the school tile to your Windows Phone home screen.
6. Click the "More" button on the bottom right of the App, then "Setup"
7. Toggle the Push Categories that are applicable to you by tapping the on/off switch.

Please Note: The Skoolbag Windows App is for 8.1 version Windows Phones, or Windows 8.1 and 10 devices.







Dear Parents

I am writing to advise you that we suspect that nits/head lice are present in the hair of some students.

Please check your child's hair for nits/lice tonight using the methods recommended in information from NSW Health  
(<http://www.health.nsw.gov.au/publichealth/environment/headlice/treatment.asp>)

If you find any eggs or lice, please commence treatment as recommended.

Further information on head lice is available on the NSW Health website (details above) or through the Department's website at  
<http://www.schools.nsw.edu.au/student-support/student-health/conditions/headlice/index.php>.

I appreciate your assistance in this regard.

Maureen Hallahan  
Principal  
23 February 2018

Cambridge Avenue Vaucluse NSW 2030  
Tel. (02) 9337 2672 Fax. (02) 9337 2163 [vaucluse-p.school@det.nsw.edu.au](mailto:vaucluse-p.school@det.nsw.edu.au)