



The Vaucluse Weekly

Friday 9 June , 2017 Term 2 Week 7

Address: Cambridge Avenue Vaucluse NSW 2030 Tel. (02) 9337 2672
Fax. (02) 9337 2163 Email address: vaucluse-p.school@det.nsw.edu.au
Website: <http://www.vaucluse-p.schools.nsw.edu.au/>

Term 2 Week 8	Queens Birthday Public Holiday	Monday 12 June
Term 3 Week 3	Grandparents Day	Wednesday 2 August
Term 3 Week 3	Education Week	Monday 31 July-Friday 4 August
Term 3 Week 6	Book Week	21 August—25 August

PLEASE DO NOT PARK IN THE STAFF CAR PARK OR IN AND ACROSS THE DRIVEWAY OF OUR SCHOOL AT ANY TIME.

THE CAR PARK IS FOR THE STAFF, OUR SPECIAL TRANSPORT VEHICLES AND STUDENTS WHO REQUIRE ASSISTANCE.

IT IS ALSO OUR ONLY EMERGENCY ENTRANCE/EXIT FOR AMBULANCES ETC.

**PLEASE PARK LEGALLY
AND WALK.
BE SAFE**

BE MINDFUL OF OTHERS

Remember that we are a community.

HOUSE KEEPING

If your child is not coming to school please email the school **with the reason for your child's absence and the class your child** is in. This way your message can be clearly and quickly forwarded to the teacher. If your child is coming in late or leaving the school early, please report to the office for a late or early leaving slip.



**Brigitte from
3-6T
wearing her
crazy shoes to
our
Stomp Out the
Gap fundraiser
this week.**

The Principal's Report

Dear Parents

We are all looking forward to the long weekend. It has arrived at a very good time. We don't mind about the rain and think it will be a perfect excuse to nest in, play board games, jigsaw puzzles and cards, cook, sleep and generally relax. I am looking forward to reading both Saturday newspapers. Many of our teachers will be putting the final touches on the Semester 1 Reports. Next week they go to Supervisors to be reviewed. The final step is they come to me and then they will be sent home at the end of the last week of this term. We do our very best to make sure all those families who request multiple copies of reports get them. If this happens to be over looked , please ring the office and Corinne will organise a copy for you .

In the body of the newsletter is the **Community Code of Conduct**. This document was developed by the P&C and parent groups a number of years ago. A great deal of thought went into it. Please take the time to read it. The Code offers some excellent guidelines for addressing issues with teachers and other members of the community. One of our school rules is *Be Respectful* and the Code takes this very much into consideration. We appreciate those parents who take the time and effort to solve problems in a respectful way. The outcomes are always far more successful when we are all working together with the shared goal of achieving the best possible learning environment for our students. I say with great pride that Vacluse Public School has an outstanding team of teachers leading learning. They try their very best every day and at the centre and heart of their decision making is their wish to do the very best for every child. Sadly we are not perfect, sometimes we get it wrong, we forget things, we make mistakes but we always try to do our best. Thank you to those who recognise and support this.

Our *Stompathon* on Tuesday to raise money for *Stomp Out the Gap* was very successful. Julia Morgan and the team organised some great music and recess was a little bit like the *Big Day Out* on the top playground. Thank you for your generosity. We have been able to send off a donation to the Cathy Freeman Foundation.

Thank you to those parents who have made an effort to keep their children off the play equipment after school. It appears some of these students have now migrated to the Bush Tucker Garden and the Veggie Garden. All great choices if students were supervised. We have had damage to both gardens because students have been unsupervised in these areas after school. A great deal of time and effort goes into maintaining both these areas and it is very disheartening to have the garden damaged by little feet and little hands. Please make sure you leave the playground quickly once students come out of school.

Enjoy your weekend.

Maureen Hallahan



Community Code

Culture and Values

At VPS we understand that it takes a community to raise a child. In all areas of our interaction with the School we aim to build and strengthen our community.

We support our children in all their school activities. We embrace the values of **Learning and Growing Together**. We believe that giving your very best is more important than the outcome. Often the process that is experienced is more valuable than the end product. When our children enjoy the journey we impart a love of learning. Always comparing yourself to the capabilities of others is detrimental to this process.


We have an exceptional body of teaching staff with the best interests of our children at heart. They play a vital role in our School community and we support and respect them. Injustices are usually unintentional and it is through resolving these well that we help our children to become independent, capable, confident and resilient individuals.

As parents, we are the most influential role models in our child's life. Our example and leadership, as a member of the School Community, has a major effect on their social and personal development. We play a formative role in the development of our child's sense of justice and equity within their School Community. When problems or issues arise we aim to model exceptional conflict resolution skills for our children.

Conflict Resolution Procedure

It is appropriate in times of conflict that correct procedures be followed to allow all parties to be heard and for harmonious solutions to be reached. If conflict centres around a classroom issue, the first approach should always be made with the classroom teacher. If a resolution is not reached then it is appropriate to involve an Assistant Principal or the School Principal. If you believe that further action is required then you should raise any concerns directly with the P&C committee.

Children's perception is not the same as an adult's due to developmental maturity. Sometimes their story conflicts with another's or the teacher's perspective may not match what you have been told at home. Children see their world through their own limited experiences, which shape their perceptions. Adult perceptions are balanced with life experiences. Listen to your child as they tell you their 'reality', but remember that a different 'reality' may possibly exist elsewhere.



It is easy for opinion to be mistaken for fact. An approach to the relevant personnel within the school to verify the factual basis of a story can assist in allaying your fears as to events in question and the intent involved.


We protect our School Community's good name; and that of all of our fellow Community members. Problems, differences of opinion and personality clashes are not resolved by involving other people in a disagreement or by taking sides in the argument. Attempt to resolve these issues through calm dialogue between the parties directly involved while respecting the dignity of each and every person.

Partnership is never one-way and it is not possible to be in an effective partnership with the School when that partnership is not mutually supportive, both privately and publicly for all parties.

Community Code

As members of the School Community, parents and carers show our respect and concern for others by: -

- ☒ Supporting the respectful ethos of our School by setting a good example in their own speech and behaviour towards all members of the School community, children, parents and staff.
- ☒ Working together with teachers for the benefit of children. This includes approaching the School with the goal of resolving any issues of concern constructively and politely, and to discuss and clarify specific events in order to bring about a positive solution.
- ☒ Correcting your own child's behaviour, especially in public where it could otherwise lead to conflict or unsafe behaviour.
- ☒ Respecting the School environment, including keeping the School tidy by not littering and not bringing animals onto School grounds.
- ☒ Encouraging persons to be respectful of others and the School; and observe the required behaviour of the code of conduct whilst on the School grounds.
- ☒ Supporting the Vaucluse PS uniform code by ensuring students are always dressed correctly and appropriately.
- ☒ Maintaining school rules particularly in regards to classrooms and out of bounds areas.
- ☒ When entering or exiting the school ensuring gates are kept closed at all times.



- ☒ Respecting that learning commences at 9.20 am and not interrupting classes after this time.
- ☒ Respecting teaching and learning spaces by not entering classrooms when teachers are not present.
- ☒ Following road safety and parking rules on surrounding streets when delivering and collecting children from School, and at all other times.

A Safe and Respectful Environment

In order to support a respectful and safe school environment, the school and the parent body will not accept or condone parents and carers, or adult visitors to the school undertaking any of the following.

- ☒ Bullying via abusive or threatening emails, phone or social network messages, to children, parents or staff; and using class email lists for the sending of messages to abuse, or to undermine, or be critical of, staff, parents or children.
- ☒ Using loud and/or offensive language to children, other parents or staff.
- ☒ Threatening harm or the use of physical aggression towards another adult or child.
- ☒ Issuing physical punishment or verbal abuse of your own, or any, child on School premises;
- ☒ Bullying has no place within our community and will not be tolerated. This is as true for adult- to- adult interaction as it is for child-to-child. ***All interactions between members of our community must be in keeping with the values espoused by the School and NSW DET.***
- ☒ All our children have the right to feel safe at School. There may be times when you feel the actions of another child have infringed the rights of your own child. ***Under no circumstances is a parent or guardian to approach another child while they are in the care of the School to discuss or chastise them because of their actions towards their own child. Such an approach to the child may be seen to be an assault on the child and may have legal consequences.***



- ☒ Abusing, damaging or destroying School property;
- ☒ Behaviour that disrupts the operation of a classroom, an office area or any other part of the School grounds;
- ☒ Smoking on the School grounds; and
- ☒ Unruly behaviour due to the influence of alcohol or drugs.

It is appropriate in times of conflict that correct procedures be followed to allow all parties to be heard and for harmonious solutions to be reached. If conflict centres around a classroom issue, the first approach should always be made with the classroom teacher. If a resolution is not reached then it is appropriate to involve an Assistant Principal or the School Principal. If you believe that further action is required then you should raise any concerns with the School Education Director at Bondi Regional Office.

We Acknowledge that partnership is never one-way, and that it is not possible to be in effective partnership with the school when that partnership is not mutually supportive, both privately and publicly.

Should the P & C, or the Principal, determine that this code of conduct has been unreasonably breached by a parent/ carer or visitor in a manner that warrants further action, it is open for the matter to be reported to the appropriate authorities.


Subsequent action by the authorities could result in the parent, carer or visitor being restricted from entering the School grounds in the future.

This document was compiled by a joint team consisting of Vaucluse PS Staff members and Members of the P&C.

Vaucluse Public School Community Code

I / We have read the Vaucluse Public School Community Code and support the guidelines outlined in the document.

Signed _____ Date _____





Vaucluse Public School
- est. 1858 -

THE IMPACT OF PRIVACY LAW ON THE INFORMATION PARENTS CAN BE PROVIDED ABOUT OTHER PARENT'S CHILDREN

Our school holds information about our students. Some of this information is highly sensitive.

The way this information is collected, used, disclosed and secured by our school is subject to NSW legislation including the [Privacy and Personal Information Protection Act 1998](#), [Health Records and Information Protection Act 2002](#) and the [Children and Young Persons \(Care and Protection\) Act 1998](#).

These laws limit the **circumstances in which your child's information can be disclosed** to other parents. They also limit the circumstances in which you can be provided with information about action the school has taken in relation to **other people's children**.

This means, for example, you may not be provided with complete details of the action the school has taken in relation to a student who has engaged in unacceptable behaviour that has impacted on your child.

You should not assume that no action has been taken because you cannot be provided with information about what the school has done **to deal with an issue relating to your child's** interaction with another student.

Our school takes inappropriate behaviour from students very seriously and responds to that behaviour consistent with **the school's student discipline and welfare procedures**.

If you would like further information about the school's general approach to inappropriate behaviour from students please contact the Admin Office to make an appointment to see the Principal.

Thank you

Maureen Hallahan

Principal

5 June 2017

**What if a simple 'hello'
could save a life?**



Are you a local who regularly spends time walking or exercising in The Gap area? Want to know how to help if you encounter a person that may be considering taking their own life?

THE GAP LIFEGUARD PROGRAM

We are a group of like-minded locals looking for expressions of interest from others, to participate in a free training program to learn simple skills that could help people when they are most in danger.

We understand this initiative is not for everybody, but if you think you might like to be involved, register your interest by emailing us your contact details and we will be in touch soon with more information.

Email us: hello@gaplifeguard.com



Inspired Stories

School Memories

School Memories by Inspired Stories is a video record of a student capturing their reflections and ideas.

School Memories records the essence of your child's development and packages it together to create a professional video that has real meaning.

Your child will be interviewed about what they enjoy at school, what makes them laugh and what is important to them. This process will not only be a wonderful reflection for you in later years, but also enhances student's understanding of digital technology while developing communication skills.

Inspired Stories can also securely store your videos where you can add to it each year, creating a history of development of your child. Watch their physical, mental and emotional growth and have everything stored in one location.

Children participating in Schools Memories will receive a USB memory stick where they should save:

- 10 highlight photos of the year
- 2 video files taken on parents phones

In addition students should bring with them to the interview:

- 4 examples of their artwork, which we will copy and return
- 2 examples of their creative writing, which we will copy and return

Payment form due:
Thursday 15th June
Filming:
Last week of term

Further information call
1300 19 12 58
www.inspiredstories.com.au

VACATION CARE

We are currently taking bookings for Vacation Care.

Full payment, made in person, is required at the time of booking your children's days please.

We are also expected to pay companies, buses and deliverers of activities in advance to secure our bookings for each day.

Therefore, we do need to ask families to understand that as a policy of our service, unless payment is received when making your booking, we cannot secure a position for your children. Please book carefully as we do work off accurate numbers for each day and are not able to swap days at a whim.

VOOSC STARS

Stars this week have been chosen for inspiring others, creativity and team work.

Congratulations to the following children and welcome to the Voosc Wall of Fame!

Thea, Arthur, Jubin, Max, V

Alex, O, Oscar, V, Charlie, A


Term 2 Fees are due for finalisation please.

Warm Regards

Voosc Team







**4A READING THEIR
DIGITAL STORIES TO
THEIR BUDDIES IN KM.**

OPENING HOURS:
8.00AM – 6.00PM SHARP
PHONE: 9337 3831
EMAIL: voosc@voosc.net.au
MOBILE: 0420 729 143
VACATION CARE HOURS ONLY

VOOSC VACATION CARE JULY 2017

Please collect your detailed itinerary when making your booking

ONLY BOOKINGS MADE IN PERSON WILL BE ACCEPTED. FULL PAYMENT IS REQUIRED AT THE TIME OF BOOKING
Daily fee per child: \$45.00 + Activity fee
ANNUAL REGISTRATION 2017
1 Child: \$45
Family: \$70

<p>Monday 03/07/17 FISH AND CHIPS AT WATSONS BAY</p>  <p>Enjoy lunch and games with friends at the Park</p> <p>10:00AM – 3:30PM See itinerary for full requirements Daily Fee + \$16.00</p>	<p>Tuesday 04/07/17 INDIGENOUS ART at Voosc</p>  <p>Celebrate NAIDOC by designing and painting a boomerang and canvases to take home.</p> <p>See Itinerary for full requirements Daily Fee + \$17.00</p>	<p>Wednesday 05/07/17 Royal Botanic Gardens</p>  <p>Come with us to enjoy the King and Queen of Green, an interactive show, followed by Quest, with storyteller Jo Henwood through the gardens grounds</p> <p>8:45AM SHARP RETURN 3:30PM See itinerary for full requirements Daily Fee + \$32.00</p>	<p>Thursday 06/07/17 BUILT BY KIDZ</p>  <p>Build your own toolbox/ treasure box in a 2 hour interactive workshop.</p> <p>10:00AM – 12:00PM See itinerary for full requirements Daily Fee + \$18.00</p>	<p>Friday 07/07/17 MOVIE at the RITZ</p>  <p>Enjoy a day at the Ritz Cinema and watch the adventures of Gru, Lucy and the minions continue, comes with popcorn and a drink</p> <p>10:00AM SHARP RETURN 3:30PM See itinerary for full requirements Daily Fee + \$18.00</p>
<p>Monday 10/07/17 PUTT-PUTT GOLF</p>  <p>At Voosc</p> <p>Show off your golf skills on this 9 hole course</p> <p>See Itinerary for full requirements Daily Fee + \$16.00</p>	<p>Tuesday 11/07/17 FEATHERDALE WILDLIFE PARK</p>  <p>8:45AM SHARP RETURN 5:30PM See Itinerary for full requirements Daily Fee + \$30.00</p>	<p>Wednesday 12/07/17 ICE ZOO</p>  <p>Come and enjoy a great time on the ice with a day of skating</p> <p>10:00am SHARP RETURN 3:00 PM See Itinerary for full requirements Daily Fee + \$23.00</p>	<p>Thursday 13/07/17 PARTY DAY at VOOSC</p>  <p>Come party the day away with dancing, party games and a sausage sizzle lunch</p> <p>See Itinerary for full requirements Daily fee</p>	<p>Friday 14/07/17 COOKING DAY at Voosc</p>  <p>Come cook up a storm with us and make your own pizza for lunch</p> <p>See Itinerary for full requirements Daily Fee + \$16.00</p>
<p>Monday 17/07/17 KITE DAY</p>  <p>Make your own kite and fly it at Christison Park</p> <p>See Itinerary for full requirements Daily Fee + \$15.00</p>	<p>Tuesday 18/07/17 School Resumes</p>	<p>PLEASE DO NOT SEND NUTS OR NUT PRODUCTS</p> 	<p>BOOKINGS CLOSE MONDAY 26/06/17</p>	<p>PLEASE CHOOSE YOUR DAYS CAREFULLY Bookings are non-refundable or transferable due to daily child/staff ratios, safety requirements and pre-booked activities</p>

A message from the P & C

The VPS P&C is hosting a Working Bee in the Stephanie Alexander Kitchen Garden followed by a sausage sizzle. Look up your class in the attached table to see what your class challenge is and what to bring. All welcome, children can bring bikes or balls to play. It all kicks off at 9am on Sun 25 Jun and the sausage sizzle starts at 1pm. Our environment parents: Sam Werner, Rudy Adlmeyer, Ian Manovel and George Palmer will be on hand to run things smoothly.

Look forward to seeing you there.

Thanks

Ian

Class / Owner	Class Challenge	Optional tools to bring on the day	Materials we need beforehand (Rudi)
KG	Relocate 4 rectangular pots along the path near the cape gooseberry	gloves	50 x premixed sand and cement 20kg bags
KB	Remove rosemary from 4 large round pots at bed 8 and relocate East of the SAKG on bricks and replant the rosemary	gloves, garden trowels	treated timber for new beds
KI	Mulch eucalyptus branches	gloves	
KH	Mulch fig tree branches	gloves	Amazing George's Challenge (before Working Bee)
1W	Mulch lilly pillly and nectarine branches	gloves	Lop dead eucalyptus danger branches
1J	Extend timber at East and West ends of bed 6 and top up with soil/ mulch	gloves, wood saw, hammers, screwdrivers, power drill, long nails, long decking screws, wood drill bits	Lop council Ficus rubifolia branches hanging over the kitchen garden
2B	Extend timber at East end of bed 7 and top up with soil/ mulch	gloves, wood saw, hammers, screwdrivers, power drill, long nails, long decking screws, wood drill bits	Remove lilly pillly tree completely
2M	Extend timber at East end of bed 8 and top up with soil/ mulch	gloves, wood saw, hammers, screwdrivers, power drill, long nails, long decking screws, wood drill bits	Remove nectarine tree (beside passion fruit vine) completely
1/2H	Install drip watering pipes in bed 6	stanley knife	Remove pawpaw at the end of bed 6 completely (to allow for bed extension)
3M	install drip watering pipes in bed 7	stanley knife	Schedule the chipper and truck for 25 June 9am-12pm Village High Rd
3W	install drip watering pipes in bed 8	stanley knife	
3-6T, K-2SK, K-6J	Install drip watering pipes in round Peace bed	stanley knife	Create and display notices for newsletter and around school - Sam
4A	Mark out the new paving areas	twine or string	get sausages, sauce, bread rolls, keys to gas cylinder container - Ian
4A	Rake out the mulch from the paving areas and level the ground	spirit level, gloves	
4V	Rake sand/ cement on the new paving areas and level to a screed	spirit level, gloves,	
5/8S	Lay pavers	spirit level, gloves, mallet	
5/8T	Grout pavers with mortar	spirit level, gloves	

Introducing

Book Clubs LOOP

for Parents

AVAILABLE
AS AN APP!



LOOP is Scholastic Book Clubs **L**inked **O**ne
Ording & **P**ayment platform for Parents.

If you want to pay by credit card for your online Book Club order, **LOOP** makes it easy! It eliminates the need for paper order forms plus your online order is submitted to the school safe and sound.

Log-in to www.scholastic.com.au/LOOP or download our iPhone and iPad app from the App Store or get it on Google Play for Android.

- For a quick start, just click on **ORDER** in the top menu or **REGISTER** first to save your details for next time
- Select your school and your child's class
- Add your child's first name and last initial (so the school knows who the book is for)
- Enter the item number from the Book Club catalogue
- You can order for multiple children at once if they attend the same school
- All orders are linked directly to the school for submission to Scholastic. Books will still be delivered to your child's classroom if you order by the close date
- There's no need to return paper order forms or payment receipt details to your school!



Fact sheet for parents and carers

The National Assessment Program – Literacy and Numeracy (NAPLAN) is an annual national assessment for students in Years 3, 5, 7 and 9. Planning has begun to move NAPLAN from a pen and paper assessment to an online assessment.

10/05/17_27754

What are the benefits of NAPLAN Online?

Results will be faster and more precise

- Your child's individual results will be returned to you within just a few weeks of the NAPLAN testing.
- Online assessment will reduce the time it takes to mark and provide feedback to schools, teachers and parents.
- Improved precision and timing of results will help teachers to tailor their teaching more specifically to address students' learning needs.

Tailored tests will provide better assessment

- The online format allows for 'tailored testing', where the test adapts to a student's performance and asks questions that match their achievement level.
- Students in each year level start with the same set of questions which can then branch into a different set of questions based on their responses to the first set of questions.
- This means that students will be directed to questions that may be easier or more challenging depending on their responses.
- This test design will allow students to better demonstrate their literacy and numeracy skills.
- Students find online assessment is more engaging*, which means they are encouraged to persist longer and try harder.

* Research by the Australian Curriculum, Assessment and Reporting Authority (ACARA) into online assessment has shown that students have engaged well with electronic tests.

NAPLAN Online School Readiness Test

NSW schools will participate in a school readiness test between 14 August and 22 September 2017.

The school readiness test is a 'practice run' for schools to assess their technology ahead of NAPLAN Online. The readiness test is not an assessment of student ability. The readiness test allows schools to:

- become familiar with the NAPLAN Online test format and processes
- check whether they have the technical capacity, rooms and devices to administer NAPLAN Online
- provide students in NAPLAN years 3, 5, 7 and 9 with the opportunity to experience the online test question types and format by completing a practice NAPLAN online test.

For more information

Parents, students and schools interested in familiarising themselves with the NAPLAN Online format can access the NAPLAN Online demonstration site that includes sample tests for each NAPLAN year. Use the following link:

<http://www.nap.edu.au/online-assessment/naplan-online/naplan-online-public-demonstration-site>

Further information about NAPLAN Online is available on the national ACARA website:

<http://www.nap.edu.au/online-assessment/naplan-online>

Contact your school principal or visit the ACARA NAP website for more detailed information:

<http://www.nap.edu.au/online-assessment/online-assessment.html>



Frequently asked questions

Which students will participate in the NAPLAN Online School Readiness Test?

Students in Years 3, 5, 7 and 9 will participate.

How should I prepare my child for the NAPLAN Online School Readiness Test?

Your child will not need any academic preparation for the school readiness test. This is not a test of their literacy and numeracy skills, but an opportunity for them to experience the online test format and for their school to assess its online testing capability.

How long is the school readiness test?

The school readiness test is expected to include two assessments: a writing assessment* and a combined numeracy/literacy assessment. The duration of each assessment will be approximately 40 minutes.

** Year 3 students will only be expected to complete the combined numeracy/literacy assessment.*

When will my school participate in the readiness test?

One week within the test period in August and September will be identified for each school to conduct readiness testing.

How will students be prevented from using the internet or spellcheckers when completing the test?

The NAPLAN Online assessment platform will have state-of-the-art security protections. The assessment is delivered inside a locked-down browser. This ensures students cannot access the internet or spellcheckers while completing the test.

Will schools and parents be provided with information on the results of the readiness test?

There will be feedback to schools about the technical information gained from the readiness testing. There will be no reporting of student test results from the readiness test.



Vaocluse Public School KINDERGARTEN Orientation Day for 2018

Wednesday 09:00am, 23 August, 2017

In a tranquil, low-traffic area with beautiful gardens, our children enjoy the perfect environment for learning and growing together. Building on a **150 year history**, Vaocluse Public School's creative and inspiring learning environment is the perfect start to your child's educational journey.

Under the leadership of our Principal, Maureen Hallahan, Vaocluse Public School will nurture and encourage your child to achieve his or her true potential.

Our community invites you and your child to join us on Open Day 2017. **We'd love to show you around our beautiful school.** Please meet under the tree in our Kindergarten area, just off Village High Road, Vaocluse at 09:00am. Your precious little ones will be settled into classrooms with our Kindergarten teachers. Parents will then be guided by our school leaders **in Year 6 to the school's hall for an information session.**

We are so excited!

At Vaocluse Public School....

Students create new friendships and support each other from Kindergarten to Year 6. Our students experience integrated learning with our Stephanie Alexander Kitchen Garden Program. Our students grow, harvest, prepare and share their delicious produce, building a lasting and respectful relationship with food and the environment. Our students participate in public speaking and debating.

Extra-curricular activities include: Art classes, dance, drama, gymnastics, computer, coding, chess, tennis and more.

Outstanding before and after school care and Vacation Care.

Hebrew taught from Kindergarten to Year 6.

Class / Owner	Class Challenge	Optional tools to bring on the day	Materials we need beforehand (Rudi)
KG	Relocate 4 rectangular pots along the path near the cape gooseberry	gloves	50 x premixed sand and cement 20kg bags
KB	Remove rosemary from 4 large round pots at bed 8 and relocate East of the SAKG on bricks and replant the rosemary	gloves, garden trowels	treated timber for new beds
KI	Mulch eucalyptus branches	gloves	
KH	Mulch fig tree branches	gloves	Amazing George's Challenge (before Working Bee)
1W	Mulch lilly pilli and nectarine branches	gloves	Lop dead eucalyptus danger branches
1J	Extend timber at East and West ends of bed 6 and top up with soil/ mulch	gloves, wood saw, hammers, screwdrivers, power drill, long nails, long decking screws, wood drill bits	Lop council Ficus rubifolia branches hanging over the kitchen garden
2B	Extend timber at East end of bed 7 and top up with soil/ mulch	gloves, wood saw, hammers, screwdrivers, power drill, long nails, long decking screws, wood drill bits	Remove lilly pilli tree completely
2M	Extend timber at East end of bed 8 and top up with soil/ mulch	gloves, wood saw, hammers, screwdrivers, power drill, long nails, long decking screws, wood drill bits	Remove nectarine tree (beside passion fruit vine) completely
1/2H	Install drip watering pipes in bed 6	stanley knife	Remove pawpaw at the end of bed 6 completely (to allow for bed extension)
3M	Install drip watering pipes in bed 7	stanley knife	Schedule the chipper and truck for 25 June 9am-12pm Village High Rd
3W	Install drip watering pipes in bed 8	stanley knife	
3-6T, K-2SK, K-6J	Install drip watering pipes in round Peace bed	stanley knife	Create and display notices for newsletter and around school - Sam
4A	Mark out the new paving areas	twine or string	get sausages, sauce, bread rolls, keys to gas cylinder container - Ian
4A	Rake out the mulch from the paving areas and level the ground	spirit level, gloves	
4V	Rake sand/ cement on the new paving areas and level to a screed	spirit level, gloves,	
5/6S	Lay pavers	spirit level, gloves, mallet	
5/6T	Grout pavers with mortar	spirit level, gloves	