

The Vaucuse Weekly

Cambridge Avenue Vaucuse NSW 2030 Tel. (02) 9337 2672 Fax. (02) 9337 2163
vaucuse-p.school@det.nsw.edu.au

Friday

18 December 2015

Term 4 Week 11



After a day of near cyclonic proportions, the weather calmed down at the very right moment for us to Farewell our departing students in true Vaucuse style!


The traditional Vaucuse Public School *Tunnel of love.*



Year 6

farewell

Party Bus



Principal's Report

Dear Parents

Our final week of school has been a celebratory one. Presentation Day, class parties, class picnics, and the Year 6 Farewell . Thank you to all those parents who attended Presentation Day at Rose Bay Secondary College on Monday 14 December. It was a wonderful celebration of all our students and their achievements. It was quite a shock seeing our school occupy most of the hall. Many of us remember when we felt quite lost in the large hall.

The Year 6 parents organised a wonderful farewell on Tuesday night at the Fisherman's Club at Watsons Bay. Thank you also to Glen and Karen Wright for once again organising for us to be able to use the venue. I am not sure if our students know how lucky they are to have one of the most fabulous locations in the world for their farewell. I do know that the Vaucluse PS staff appreciate it and we never cease to wonder at the beauty of experiencing sunset on Watsons Bay and our good fortune to be able to celebrate there each year.

Our end of year picnics in the same world famous locations were also equally enjoyed. Our Stage 1 students loved sailing their boats at Gibsons Beach. Judging by the amazingly creative boats our students took down to the beach there was a lot of family input into the creation of these boats. It is a great unit of work and our students love participating in it.

In this newsletter is a copy of the Visiting Therapists Policy for our school. If you are thinking of using outside therapists in 2016 please read the policy carefully. You require permission for therapists to attend and they must provide us with *Working with Children* documentation. We in turn need to allocate a space for them to work in. We have limited space and each area is carefully timetabled. You will need to lodge a request with your child's teacher and also with the Admin Office to book a space. There is a significant demand and limited spaces so your early attention is required to avoid disappointment.

In this newsletter there is also a copy of the 2015 Class Formation Policy. Teachers have been busy throughout the term planning classes for 2016. Teachers will return to school on Wednesday 27 January 2016. Students in Year 1 to Year 6 will return on Thursday 28 January 2016. Students will return to their 2015 classes. We will assemble for our usual Weekly Assembly on the top playground at 9.15 am. Students will line up in their 2015 class lines. There will be some staffing changes as 2015 Kindergarten teachers will be conducting *Best Start* interviews with 2016 Kindergarten students. On Tuesday 2 February 2016 Kindergarten will commence school. All Kindergarten parents and new parents to our school will be welcomed at a Tea and Tissues morning tea in the kitchen at 10.00 am.

2016 classes will be formed on Thursday 4 February. For the week that students are in their 2015 classes, all students will be participating in Student Welfare units of work. This work will be based on Bounceback activities such as anti bullying strategies and friendship strategies. Our students will also be participating in units of work from two programs that have been implemented into our school in 2015. They are *Digital Citizenship* and *KidsMatter*. We believe delivering these programs in the first week of school will establish a positive foundation for student welfare in our school throughout 2016.

We have had a wonderful end to the school year. A very big thank you from all the staff to parents who have spoilt us with their appreciation. On behalf of all staff we wish a very happy Christmas and a safe holiday. We hope you enjoy a special time with all those you love the most.

Maureen Hallahan

It is week 11 of a very long Term 4 and our wonderful teachers are still full of energy and enthusiasm!



Lorina Year 6 2016 Girl School Captain
cooking up a storm in
The Stephanie Alexander Kitchen this
week

CLOTHING POOL OPENING HOURS WHEN SCHOOL STARTS FOR 2016

To help the new 2016 kindy parents and carers and avoid a last minute rush, the clothing pool is opening outside the usual hours:

Wednesday 27 th January	9.30am-12.00pm and 1-3pm
Thursday 28 th January	8.30am-11am
Friday 29 th January	8.30am-11am
Monday 1 Feb	8.30am-11am
Tuesday 2 Feb	8.30am-11am
Wednesday 3 Feb	8.30am-9.15am
Friday 5 Feb	8.30am-9.15am

We encourage new parents and carers to come to the clothing pool from the 27-29th January to *avoid large crowds and long waiting times.*

Alternatively you can also place your order using the order form on the school website, and pick up your order during these open times.

After this period, we will revert to the usual hours of 8.30-9.20am, Wednesdays and Fridays.

CAN YOU JOIN THE CLOTHING POOL TEAM IN 2016?

Are you able to help out at the clothing pool one day each week or fortnight?

We are moving to a roster system in 2016 and need 4 new volunteers to do the important job of selling the uniform and making money for the school.

This is a job for only 45 minutes once a week or fortnight (and it's surprisingly kinda fun!).

Email Sacha at irvinesbuilding@optusnet.com.au if you can help.

















Good luck to all the students leaving our school to commence a new journey, especially our Year 6 students starting new and exciting challenges in high school.





Dear Parents

CLASS FORMATION POLICY FOR 2016

The staff of Vaucluse Public School recognise the need for careful consideration to be given to the formation of class groupings. Teachers make decisions regarding the placement of children in classes based on their experience, prior knowledge of individual children and their skills and understandings as professional educators. Our intention is to provide students with a learning environment that suits their individual academic and social needs, learning styles and temperaments in the knowledge that this is the platform for optimum growth. We acknowledge that some children can find the start of the new academic year challenging. It is our firm belief that by supporting children to adjust to new situations within the supportive and familiar environment of a school we are developing resilience and self management skills for life.

Groupings

- ✓ The number of children in a class will be as follows:

Kindergarten	Average of 20 children
Year 1	Average of 22 children
Year 2	Average of 24 children
Year 3-6	Average of 30 children
- ✓ There will be occasions when it is necessary to form a composite/multi-age class. It is widely acknowledged through a body of international and national research, that there is no evidence to support the belief that composite/multi-age classes have a detrimental effect on children's progress.
- ✓ If at all possible, composite/multi-age classes will be formed to fit within stage groupings. It is recognised that this is not always practical.
- ✓ Composite/multi-age classes will have as even a mix of grades and gender as is practical. When a composite/multi-age class is formed in Kindergarten, Year 1 or 2, the number of children will be on average the same as the average expected in the higher year level.
- ✓ The inclusion of a child in a composite/multi-age class will be based on the child's individual learning needs and the benefits that would be gained from such a placement.
- ✓ Children will be provided with the opportunity to nominate five friends they would like to be with in the following year at the end of the previous year. It is intended that all children will have at least one person they nominate with them.
- ✓ Classes will be formed in mixed ability groups. An even number of boys and girls is desirable. There may be times when staff believes it to be beneficial for gender based groups to be formed for certain teaching and learning activities.



Vaucluse Public School
- est. 1858 -

Time Frame

- ✓ Classes will be formed in the final weeks of term 4, 2015. This gives teachers time to consider the composition of the class and to consult collegially on the appropriate placement of students. At this time the placement of new enrolments if known is also considered. It is acknowledged that there may be times when classes need to be reconfigured in Term 1 to cater to fluctuations in enrolment. Because classes are not final we do not inform parents.
- ✓ Teachers will then have the opportunity to consult with each other to ensure the best possible mix of children.
- ✓ At the commencement of the 2016 school year all students will return to their 2015 class groupings. 2016 classes will be formed in week 2, Term1 2016. This is to ensure school student numbers are definite. Until the school can accurately determine the number of students enrolled for 2016 classes will not be formed.
- ✓ 2016 Classes will be announced and organised in week 2, Term1, 2016 after kindergarten has commenced school and the school population has stabilised.

Parental input

- ✓ It is recognised that parents/caregivers often have reasons for wanting their children in a certain group or with a certain teacher. It is only in **very exceptional** circumstances that children will be moved from one class to another. Consultation will take place between the child's previous teachers as well as the School's Learning Support Team.

Maureen Hallahan
Principal
20 October 2015



Vaucluse Public School
- est. 1858 -

POLICY FOR VISITING THERAPISTS AND PROFESSIONALS

Dear Parents

In 2016 Vaucluse Public School will schedule a timetable for visiting private therapists such as Occupational Therapists and Speech Pathologists. In addition to this timetable, Vaucluse Public School have developed a policy for visiting therapists to read and sign prior to commencing therapy.

Intervention by visiting therapists needs to be discussed with and approved by the Learning and Support Team and the school Principal prior to commencing therapy with individual students at Vaucluse Public School. This includes therapists who may have already been privately operating within Vaucluse Public School this year or in years past.

As part of the procedure for arranging therapy at school in 2016, parents will need to write a letter to the Classroom Teacher and school Principal that includes the name of the therapist, the nature of the proposed therapy and the times requested. Permission will not be granted for students to leave the school grounds during school hours to attend outside therapy sessions. If you wish for your child to participate in out of school therapy during school hours, you must apply for Partial Enrolment through initially the Principal of Vaucluse PS, then Bondi Office and the School Education Director of the Port Jackson region.

From January 2016, all visiting therapists are required to:

- 1) Present their working with children check prior to commencing any therapy sessions*
- 2) Sign **in** and **out** at the office **before** and **after** each therapy session*
- 3) Ensure they wear a visitors badge whilst at the school*
- 4) Wait in the office for the office staff to notify the students' classroom teacher of their presence at the school*
- 5) Collect children directly from the classroom teacher and proceed to the designated room as allocated on the school timetable*
- 6) After the therapy session has been completed, the therapist must hand over the student directly to their classroom teacher. Students are NOT permitted to take themselves to and from therapy sessions alone, or in the company of another student without the visiting therapist*
- 7) Comply with all Workplace Health and Safety procedures including Emergency Evacuations, Lockdowns and Lockouts.*



Vaucluse Public School
- est. 1858 -

POLICY FOR VISITING THERAPISTS AND PROFESSIONALS

As a visiting therapist, I understand that I require approval from the school principal prior to commencing therapy with individual students at Vaucluse Public School.

Prior to commencing any therapy sessions, I agree to do the following:

- 1) *Communicate with the school principal and the classroom teacher of the student/s I will be working with prior to commencing any therapy sessions*
- 2) *Sign in at the office before each therapy session*
- 3) *Present my working with children check upon arrival at the school office and prior to commencing any therapy sessions*
- 4) *Wait in the office for the office staff to notify the students' classroom teacher of their presence at the school*
- 5) *Collect the student/s that I am seeing directly from their classroom teacher and proceed to the designated room as allocated on the school timetable*
- 6) *Hand over the student directly to their classroom teacher when the therapy session has concluded. I understand that for safety reasons students are NOT permitted to take themselves to and from therapy sessions alone, or in the company of another student without me to accompany them*
- 7) *Comply with all Workplace Health and Safety procedures including Emergency Evacuations, Lockdowns and Lockouts.*

I have read and understood the above information and agree to comply with all of the above.

Name (please print): _____

Signed: _____

Date: _____

NEW FORM OF COMMUNICATIONS FOR VPS COMMUNITY

Very exciting news for our school – we have our own App by which we can now communicate with the school community.

Please find attached instructions on how to download the app for :

Smartphones

Androids

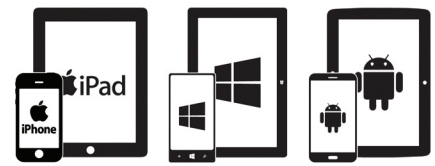
Windows 8.1 phone

Windows 8.1 and 10 devices

We will be starting to use this form of communication from the start of Term 1 2016 so please download the app during the school break.

At the beginning of Term 1 we will be sending out more information in regard to this new form of communications

Happy Holidays to one and all



How To Install Skoolbag On Your Smartphone

For iPhone and iPad users:


1. Click the "App Store" icon on your Apple device.
2. Type your school name in the search, using suburb name will help.
3. You will see your school appear, click "Get" then "install".
4. The app is FREE to download.
5. When installed click "Open"
6. Select "OK" to receive push notifications, when asked.
7. Click the "More" button on the bottom right of the App, then "Setup".
8. Toggle on the Push Categories that are applicable for you by tapping the on/off switch.



For Android users:

You must first have signed up with a Google Account before installing the app.

1. Click the "Play Store" button on your Android Device
2. Click the magnifying glass icon at the top and type in your school name, using suburb name will help.
3. Click the school name when it appears in the search.
4. Click the "Install" button.
5. Click "Accept" for various permissions (please note, we do not modify any of your personal data on your device).
6. Click "Open" when installed.
7. Click the "More" button on the bottom right of the App, then "Setup".
8. Toggle on the Push Categories that are applicable for you by tapping the on/off switch.



Please Note: Some brands of Android phones need the setting in "Notification Manager" changed to "Allow" instead of "Notify" in order for the push notifications to work. The phone must also be running at least version 4 system software to run the app.

For Windows 8.1 Phone and Windows 8.1 or 10 device users:

1. Go to the Windows Store on your 8.1 Windows Phone or Windows 8.1/10 Device
2. Search for "Skoolbag" in the keyword app search
3. Install the Skoolbag app
4. Find your school either by using the keyword search or location service.
5. Click the "Pin" icon to pin the school tile to your Windows Phone home screen.
6. Click the "More" button on the bottom right of the App, then "Setup"
7. Toggle the Push Categories that are applicable to you by tapping the on/off switch.

Please Note: The Skoolbag Windows App is for 8.1 version Windows Phones, or Windows 8.1 and 10 devices.

